

# **2010-2011 ANNUAL REPORT ON PARLIAMENTARY ASSOCIATIONS' ACTIVITIES AND EXPENDITURES**

International and Interparliamentary Affairs

**October 2011**

*(Ce rapport est également disponible en français)*

# TABLE OF CONTENTS

INTRODUCTION	2
LIST OF PARLIAMENTARY ASSOCIATIONS AND INTERPARLIAMENTARY GROUPS	3
SUPPORTING PARLIAMENTARY ASSOCIATIONS	4
LIST OF ASSOCIATIONS	5
MEMBERSHIP PER ASSOCIATION (2010-2011)	6
DISTRIBUTION OF MEMBERSHIPS ACROSS ASSOCIATIONS	7
EXECUTIVE COMMITTEES	8
ASSOCIATION ACTIVITIES	9
NUMBER OF OUTGOING VISITS BY PARTICIPANT TYPE	10
PARLIAMENTARY ASSOCIATION EXPENDITURES FOR THE LAST FIVE FISCAL YEARS	11
DETAILED ASSOCIATION EXPENDITURE REPORT (2010-2011)	13

## INTRODUCTION

Canada's international parliamentary relations are carried out, in part, through parliamentary associations and interparliamentary groups. Though their activities and objectives may be varied, the associations of the Parliament of Canada share similar characteristics:

- they promote the country's interests abroad on a continuing basis;
- operate on multilateral and bilateral levels;
- are composed of members of the Senate and of the House of Commons; and
- association members meet at annual general meetings where they elect executive committees as well as at other meetings to coordinate and direct activities with their bilateral counterparts or with the international secretariats of the multilateral organizations to which they belong.

There are also four unfunded interparliamentary groups which have been recognized by the JIC which also help promote bilateral relations with the specific country to which they are related.

The Joint Interparliamentary Council (JIC) is responsible for determining all budgetary and administrative matters relating to parliamentary associations. Specifically, the Council determines the level of funding to be distributed to each association within the limits of the total allotments approved by the Senate Standing Committee on Internal Economy, Budgets and Administration and the House of Commons Board of Internal Economy. In addition, the JIC is also responsible for setting the overall general policy direction for parliamentary associations as well as coordination of related activities and operating policies to ensure effective, efficient, consistent and coherent support for interparliamentary activities while also promoting the best interests of Parliament in the area of interparliamentary relations.

At its meeting of June 10, 2009, the JIC, as part of its consideration of recommendations inspired by the Report of the International and Interparliamentary Affairs Five-Year Review Committee (by Senator Paul J. Massicotte & Mr. Rob Merrifield, M.P.), adopted the following:

“That the JIC requests that International and Interparliamentary Affairs (IIA) prepare an annual report for the JIC of IIA activities in support of parliamentary associations.”

Accordingly, in October 2010, International and Interparliamentary Affairs (IIA) had the honour to present their first annual report on the activities and expenditures of parliamentary associations which focused on the 2009-2010 fiscal year. This second report contains a similar summary of parliamentary association activities and related expenditures for the 2010-2011 fiscal year and includes additional comparisons between the two fiscal years. While IIA works on behalf of Parliamentarians from both

Chambers in supporting parliamentary associations, it also provides support to the exchange programs of both Speakers, as well as ongoing protocol and parliamentary conference support for official international and interparliamentary activities for the Parliament of Canada. Again this year, it is important to highlight that the sole focus of this report is on those areas under the jurisdiction of the JIC, which is to say primarily, parliamentary associations and their activities. Also, as with the first annual report prepared by IIA, the intention is to provide the JIC with a high level, quantitative summary of the activities of parliamentary associations.

For further information, please contact International and Interparliamentary Affairs, at 613-943-5959.

## LIST OF PARLIAMENTARY ASSOCIATIONS AND INTERPARLIAMENTARY GROUPS

As of March 31st, 2011 there are 12 associations, plus the Canadian Group of the OSCE which falls under Canada-Europe, which receive funding from Parliament and fall under the administrative authority of the JIC. The last group to be officially recognised by the JIC as a parliamentary association was Canada-Africa in 2003.

<b>Associations (12 + OSCE)</b>	<b>Geographical Region</b>
<i>Multilateral Associations (7 + OSCE)</i>	
<ul style="list-style-type: none"> <li>Canada-Africa Parliamentary Association</li> </ul>	Africa
<ul style="list-style-type: none"> <li>Canada-Europe Parliamentary Association - Canadian Delegation to the Organization for Security and Co-operation in Europe Parliamentary Assembly (OSCE PA)</li> </ul>	Europe
<ul style="list-style-type: none"> <li>Canadian Branch of the <i>Assemblée parlementaire de la Francophonie</i> (APF)</li> </ul>	Global
<ul style="list-style-type: none"> <li>Canadian Branch of the Commonwealth Parliamentary Association (CPA)</li> </ul>	Global
<ul style="list-style-type: none"> <li>Canadian Group of the Inter-Parliamentary Union (IPU)</li> </ul>	Global
<ul style="list-style-type: none"> <li>Canadian NATO Parliamentary Association (NATO PA)</li> </ul>	Global
<ul style="list-style-type: none"> <li>Canadian Section of the Inter-Parliamentary Forum of the Americas (FIPA)</li> </ul>	Americas
<i>Bilateral Associations (5)</i>	
<ul style="list-style-type: none"> <li>Canada-China Legislative Association</li> </ul>	Asia-Pacific
<ul style="list-style-type: none"> <li>Canada-France Interparliamentary Association</li> </ul>	Europe
<ul style="list-style-type: none"> <li>Canada-Japan Inter-Parliamentary Group</li> </ul>	Asia-Pacific
<ul style="list-style-type: none"> <li>Canada-United Kingdom Inter-Parliamentary Association</li> </ul>	Europe
<ul style="list-style-type: none"> <li>Canada-United States Inter-Parliamentary Group</li> </ul>	Americas

(Table 1)

There are also four interparliamentary groups which have been recognised by the JIC and receive minimal administrative assistance from IIA. This assistance is generally limited to administrative and procedural support for annual general meetings, maintaining the group's constitution and the collection of related membership fees. These groups promote cooperation and understanding amongst nations and, like parliamentary associations, strengthen the relations between Canadian parliamentarians and their counterparts in other parliaments. Membership fees from individual parliamentarians support the activities of these groups.

<b>Interparliamentary Groups (4)</b>
<ul style="list-style-type: none"><li>• Canada-Germany Interparliamentary Group</li></ul>
<ul style="list-style-type: none"><li>• Canada-Ireland Interparliamentary Group</li></ul>
<ul style="list-style-type: none"><li>• Canada-Israel Interparliamentary Group</li></ul>
<ul style="list-style-type: none"><li>• Canada-Italy Interparliamentary Group</li></ul>

(Table 2)

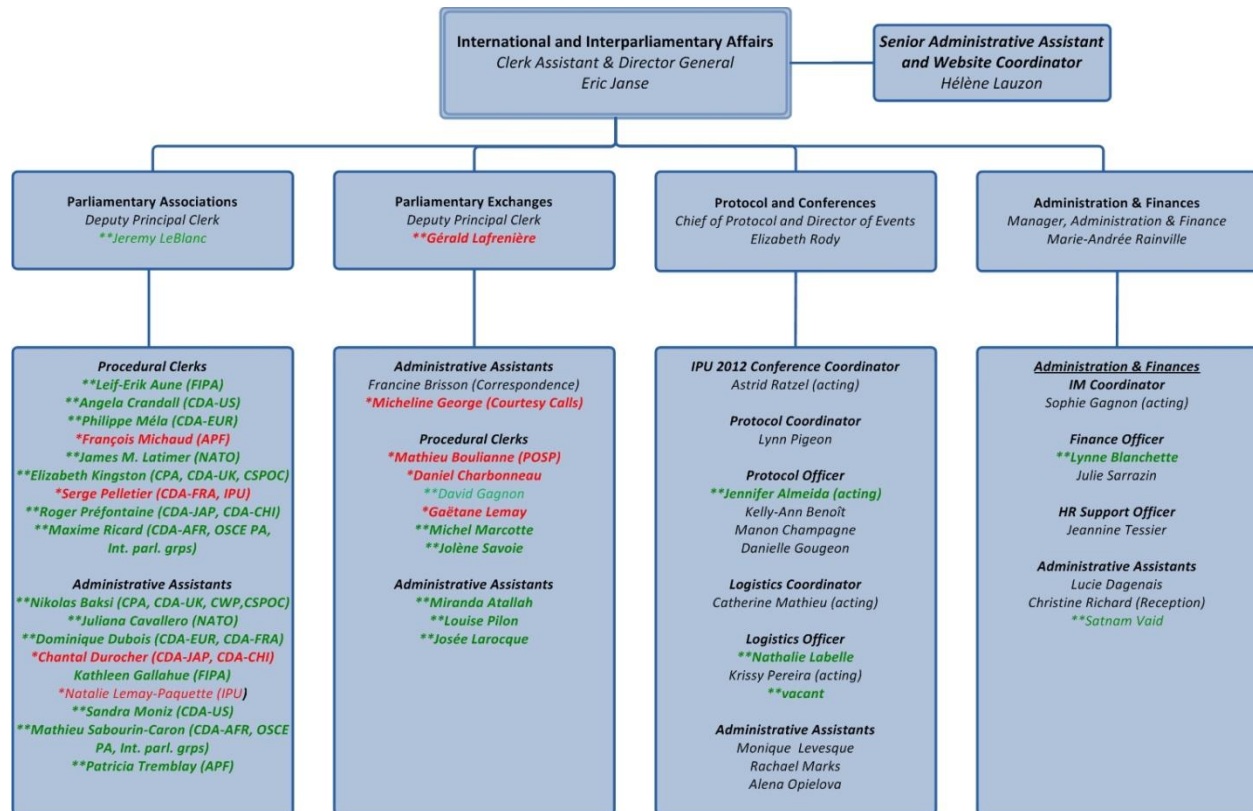
## SUPPORTING PARLIAMENTARY ASSOCIATIONS

In response to the recommendations of the *Strahl-Prud'homme Report* on parliamentary associations, the Senate Standing Committee on Internal Economy, Budgets and Administration and the Board of Internal Economy of the House of Commons approved, in June 2000, the establishment of an International and Interparliamentary Affairs Directorate. The framework of IIA was built in 2001 and the directorate commenced its functions in 2002. IIA is a joint directorate of both the Senate and the House of Commons and receives financial and human resources from both institutions.

IIA is mandated to meet the current needs of Canadian parliamentarians in a changing geo-political context. The role of IIA is to support parliamentarians in their promotion of democracy, good governance and the Canadian parliamentary system on the international scene. To this end, the IIA team assumes a variety of responsibilities in administering the Directorate's *four main official programs*:

- Parliamentary Associations;
- Parliamentary Exchanges;
- Protocol; and
- Conferences.

The Parliamentary Associations team is responsible for the ongoing administrative and procedural support for each association. This is done, in part, with the ongoing assistance and support of the IIA Protocol and Conferences team which also provides similar services to the Parliamentary Exchanges team. In addition, many associations also rely on the support of an analyst from the Library of Parliament to assist with the ongoing work of the association.



(Table 3 - as of June 30th, 2011)

Please note: Names coloured in red (and marked with an \*) are Senate employees, those in green (and marked with \*\*) are House of Commons employees and those in black are employed jointly by both Houses.



## LIST OF ASSOCIATIONS

The following is a list of the Associations, their Chairs or Co-Chairs, as well as the Association Secretaries and Administrative Assistants assigned by IIA as well as the Analysts assigned by the Library of Parliament.

Association	Chairs/Co-Chairs	Association Secretary	Administrative Assistant	Library of Parliament Analyst
<b>APF</b>	Senator Andrée Champagne	François Michaud	Patricia Tremblay	Jean-Luc Bourdages
<b>Cda-Africa</b>	Senator Raynell Andreychuk & Mauril Bélanger, MP	Maxime Ricard	Mathieu Sabourin-Caron	Michael Dewing
<b>Cda-China</b>	Senator Joseph Day & Daryl Kramp, MP	Roger Préfontaine	Chantal Durocher	N/A
<b>Cda-EU</b>	David Tilson, MP.	Philippe Méla	Dominique Dubois	Karin Phillips Sebastian Spano
<b>Cda-France</b>	Senator Claudette Tardif	Serge Pelletier	Dominique Dubois	Jean-Rodrigue Paré
<b>Cda-Japan</b>	Senator David Tkachuk (House of Commons Co-Chair currently vacant)	Roger Préfontaine	Chantal Durocher	N/A
<b>Cda-UK</b>	Richard Harris, M.P.	Elizabeth Kingston	Nikolas Baksi	N/A
<b>Cda-US</b>	Senator Janis G. Johnson & Gord Brown, MP	Angela Crandall	Sandra Moniz	June Dewetering James Lee John Christopher
<b>CPA</b>	Russ Hiebert, M.P.	Elizabeth Kingston	Nikolas Baksi	N/A
<b>FIPA</b>	Randy Hoback, M.P.	Leif-Erik Aune	Kathleen Gallahue	Alexandre Gauthier
<b>IPU</b>	Senator Donald Oliver	Serge Pelletier	Natalie Lemay-Paquette	Joseph Jackson
<b>NATO PA</b>	Leon Benoit, M.P.	James Latimer	Juliana Cavallero	Wolfgang Koerner James Cox
<b>OSCE PA</b>	Senator Consiglio Di Nino (Director for the OSCE)	Maxime Ricard	Mathieu Sabourin-Caron	Natalie Mychajlyszyn

(Table 4 - as of June 30th, 2011)

While there are 12 Associations, plus the Canadian Group of the OSCE, for a total of 13, there are only nine Association Secretaries and more than half of the Association Secretaries have a second association or other responsibilities at IIA. There are also nine Administrative Assistants who specifically support the work of parliamentary associations on a full time basis and most are assigned to more than one association.

The Library of Parliament provides direct support through Analysts which are assigned to a number of associations. Currently the equivalent of 5.25 full time Analysts are assigned to associations. In addition, there is further support for related tasks such as editing and document processing. With regards to the analysts formally assigned to the various associations it is worth noting that the level of support varies widely between some associations. There are a number of associations which have no analyst assigned to them, while others represent a sizable commitment of Library resources.

Finally, the four interparliamentary groups are generally supported by one Association Secretary who also supports one or more Associations.

## MEMBERSHIP PER ASSOCIATION (2010-11)

Parliamentary associations are composed solely of members of the Senate and the House of Commons who have expressed the intention of joining in the Association and have paid the annual dues. Tables 5 and 6 below provide a breakdown of the number of members per association in the past two fiscal years. While the number of parliamentarians who are members of a particular Association or Interparliamentary Group has fluctuated somewhat, overall membership has remained relatively stable.

Associations	No. of Members 2009-2010	No. of Members 2010-2011
APF	52	61
Cda-Africa	87	95
Cda-China	104	112
Cda-Europe / OSCE	128	180
Cda-France	133	92
Cda-Japan	173	109
Cda-UK	88	106
Cda-US	206	186
CPA	155	141
FIPA	116	102
IPU	77	100
NATO	78	100
<b>Grand Total (Parliamentary Associations)</b>	<b>1397</b>	<b>1384</b>

(Table 5 – as of March 31st for each year)

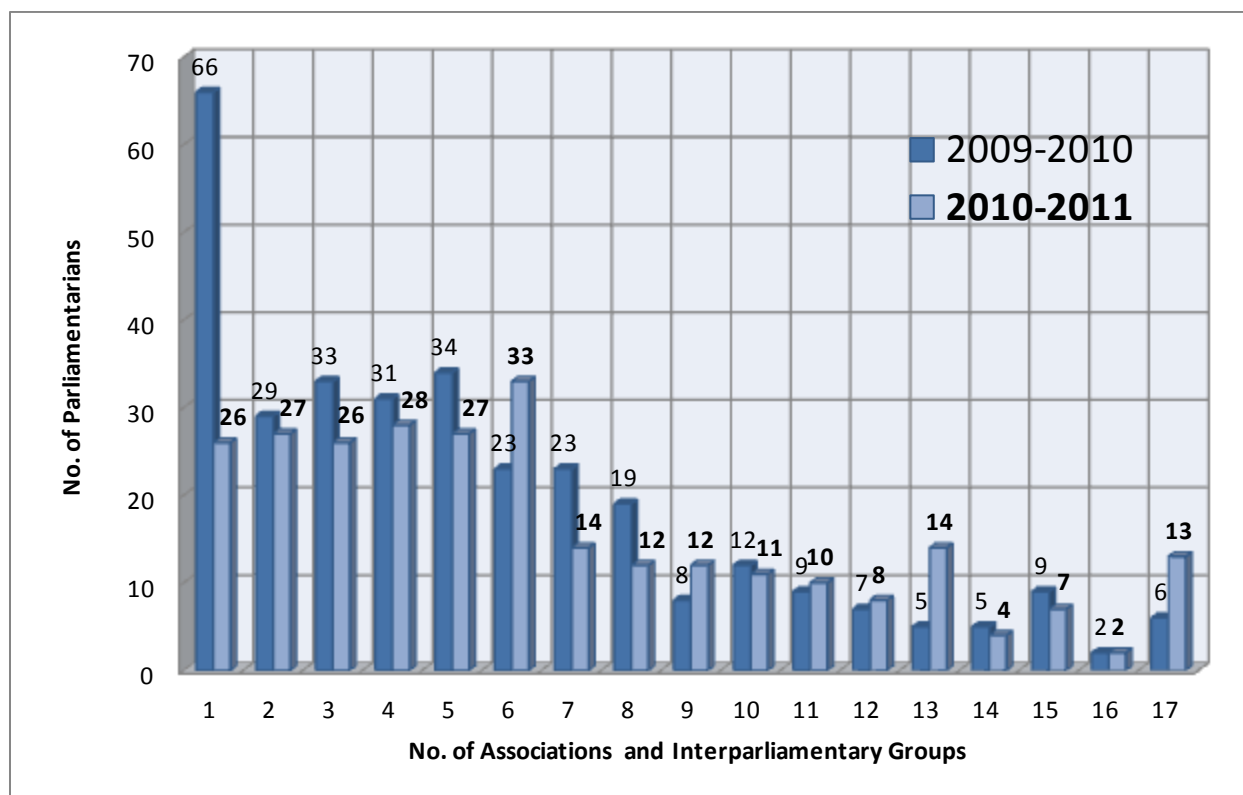
Interparliamentary Groups	No. of Members 2009-2010	No. of Members 2010-2011
Cda-Israel	75	88
Cda-Ireland	69	64
Cda-Italy	43	56
Cda-Germany	38	50
<b>Grand Total (Interparliamentary Groups)</b>	<b>225</b>	<b>258</b>

(Table 6 – as of March 31st for each year)

The JIC is responsible for setting the amount for membership fees for both associations and interparliamentary groups. The current amount is \$25 per parliamentary association and \$10 per interparliamentary group. These fees have remained the same since April 1st, 2004 when the cost of membership for an association rose from \$20 to \$25.

## DISTRIBUTION OF MEMBERSHIPS ACROSS ASSOCIATIONS

There are currently 12 parliamentary associations, plus the Canadian Group of the OSCE, for a total of 13 associations and four Interparliamentary Groups. In 2009-2010, 78% of all Parliamentarians belonged to one or more parliamentary association or interparliamentary group. In 2010-2011, the number was slightly lower at 66%. The graph below illustrates the distribution of parliamentarians who belong to one or more of these associations or interparliamentary groups. For example, the chart shows that in 2009-2010, 66 parliamentarians belonged to only one association or interparliamentary group, while in 2010-2011, only 26 parliamentarians belonged to a single association or group. On the other end of the graph it shows that in 2009-2010, only six parliamentarians belong to every association and every interparliamentary group recognized by the JIC whereas in 2010-2011, 13 belonged to all JIC recognized groups. There were 92 parliamentarians who did not pay membership fees during the 2009-10 fiscal year to belong to an association or interparliamentary group, while in 2010-2011 there were 139.



(Graph 1 - as of March 31st for each year)

## EXECUTIVE COMMITTEES

In autumn 2006, the JIC requested that all parliamentary associations adopt a standard constitution including a specific request that “An Executive Committee shall be elected at the Annual General Meeting to be composed of at most 15 members, with 30% of its members from the Senate and 70% from the House of Commons, to positions as determined in each association’s constitution.” The subsequent adjustments to the constitutions of each association were based on the decisions of the members of the various associations. While the size and distribution of each Executive Committee may still vary somewhat, most associations were able to make adjustments to respect the request of the JIC.

	According to the CONSTITUTION of the association	SEN CPC	SEN LIB	SEN IND	HoC/CDC CPC	HoC/CDC LIB	HoC/CDC BQ	HoC/C DC NDP
APF	9	2	2	0	2	2	1	0
Cda-Africa	15	2	3	0	5	2	2	1
Cda-China	11	1	1	0	4	2	1	1
Cda-Europe	14	2	2	0	5	3	<sup>1</sup> (+1observer)	1
Cda-France	11	1	2	1	2	2	2	1
Cda-Japan	10	1	2	0	3	2	1	1
Cda-UK	11	2	1	0	4	2	1	1
Cda-US	17	3	2	0	6	3	2	1
CPA	16	3	2	0	5	3	2	1
FIPA	12	2	2	0	4	2	1	1
IPU	14	2	2	0	4	3	2	1
NATO PA	14	2	2	0	4	3	2	1

(Table 7)

Please note: Information is current as of May 1, 2011. The distribution will change to reflect the results of the last general election at annual general meetings to be held in the fall of 2011.

There are a total of 154 Executive Committee positions available between the 12 Associations. In addition, amongst the four Interparliamentary groups, there are 40 executive Committee positions which are distributed as follows:

	According to the CONSTITUTION of the Group
Cda-Germany	7
Cda-Ireland	12
Cda-Israel	12
Cda-Italy	9

## ASSOCIATION ACTIVITIES

Association Members meet on a regular basis and it is at annual general meetings where they elect executive committees to coordinate and direct activities with their bilateral counterparts or with the international secretariats of the multilateral organizations to which they belong. Through the various associations, Parliamentarians take part in a wide variety of parliamentary conferences, bilateral visits, and meetings both here in Canada and abroad. A list of the activities of parliamentary associations is published on the Parliamentary web site for public consultation. Following a trip outside the country a report will be presented in one or both Chambers with a summary of the activity as well as the related financial breakdown, which is included at the end of the report.

### Number of Activities per association by location and activity type

Associations	In Ottawa								In Canada (outside Ottawa)		Outside Canada		Grand Total	
	Annual General Meeting		Special Events		Executive		Meeting		Meeting		Meeting			
	09-10	10-11	09-10	10-11	09-10	10-11	09-10	10-11	09-10	10-11	09-10	10-11	09-10	10-11
APF		1	2	1	1	6	1		1	3	8	7	13	18
Cda-Africa	1		1	1	4	4	9	7			2	2	17	14
Cda-China	1		3	4	2	3	3	5	1	1	4	5	14	18
Cda-Europe		1			1	4	1	3		2	8	5	10	15
Cda-France	1			2	4	2		2		1	3		8	7
Cda-Japan	1		2	1	3	4				1	5	3	11	9
Cda-UK	1					1						1	1	2
Cda-US	1		3	2	5	7	2	1	3	3	14	12	28	25
CPA	1		1	1	4	3	2	2	1	4	8	10	17	20
FIPA	1		2	2		5	7	6		1	5	5	15	19
IPU		1			2	5	1				11	11	14	17
NATO PA	1				2	2	1		1		23	16	28	18
OSCE PA											9	5	9	5
Total	9	3	14	14	28	46	27	26	7	16	100	82	185	187

(Table 8)

Please note: In this table the expression "Special Events" includes official ceremonies, celebration of official days, receptions and other similar activities. Also, the term "meetings" is used in a broad sense to include various meetings, conferences, seminars, election monitoring and other similar activities where association members participate on behalf of the association.

Interparliamentary Groups	General Meeting	
	09-10	10-11
<b>Cda-Israel</b>	1	0
<b>Cda-Ireland</b>	1	0
<b>Total</b>	<b>2</b>	<b>0</b>

(Table 9)

Please note: Information for Cda-Germany and Cda-Italy is not included as they did not have any IIA supported activities during the past two fiscal years.

## NUMBER OF OUTGOING VISITS BY PARTICIPANT TYPE

The following table includes, for each parliamentary association, the number of outgoing visits (those visits outside of Canada) and a breakdown of the total number of Senators, M.P.s and staff that participated in those visits. The grand total indicates that 375 trips took place as part of 92 different activities in fiscal year 2010-2011, down slightly from the 424 trips that took place as part of 100 activities in 2009-2010.

Associations	Number of Participants by Type									
	Number of Outgoing Visits		Senators		M.P.		Staff		Grand Total	
	09-10	10-11	09-10	10-11	09-10	10-11	09-10	10-11	09-10	10-11
APF	8	10	8	13	3	11	9	9	20	33
Cda-Africa	2	2	4	3	7	8	4	4	15	15
Cda-China	4	5	7	6	8	11	3	4	18	21
Cda-Europe	8	5	4	3	15	11	11	7	30	21
Cda-France	3	0	7	0	5	0	3	0	15	0
Cda-Japan	5	3	4	1	8	6	3	2	15	9
Cda-UK	0	1	0	2	0	2	0	1	0	5
Cda-US	14	15	20	23	37	45	27	33	84	101
CPA	8	13	5	9	11	18	3	5	19	32
FIPA	5	6	6	6	7	12	6	8	19	26
IPU	11	11	18	17	18	5	15	13	51	35
NATO PA	23	16	28	22	27	22	35	8	90	52
OSCE PA	9	5	14	5	20	14	14	6	48	25
Grand Total	100	92	125	110	166	165	133	100	424	375
% of participation (excluding staff)			43%	40%	57%	60%				
% of participation (including staff)			29%	29%	39%	44%	31%	27%	100%	100%

(Table 10)

Please note: Canada-UK had no outgoing activities in the 2009-2010 fiscal year and Canada-France had no outgoing activities in 2010-11.

Please note that staff includes both Association Secretaries and Library of Parliament Analysts.



## PARLIAMENTARY ASSOCIATION EXPENDITURES FOR THE LAST FIVE FISCAL YEARS

Parliamentary associations are funded from a **\$4.4 million** envelope. This envelope is managed by the Joint Interparliamentary Council (JIC) with some of the funds reserved for international contributions while the remainder, and majority of the funds, are for association activities. All associations are funded by both the House of Commons (70%) and the Senate (30%) and the figures provided in this report reflect the total amounts.

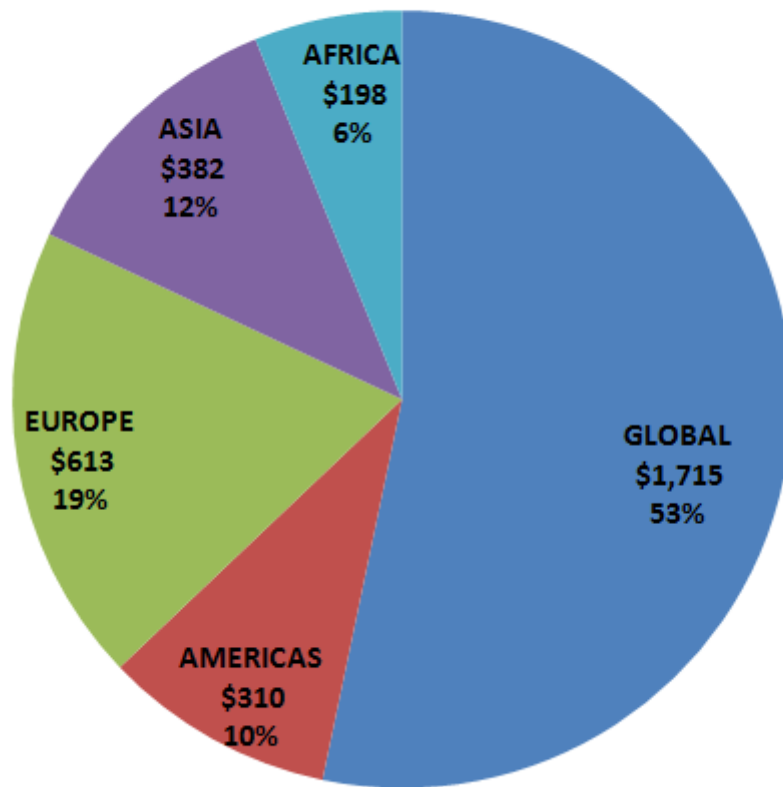
The base funding allocated for the activities of parliamentary associations for 2010-2011 was **\$3,156,491**, with an additional **\$1,264,189** specifically reserved for international contributions which are essentially membership fees for Canada to belong to the various international parliamentary associations. Therefore, the total allocated budget for parliamentary associations for the 2010-2011 fiscal year was **\$4,420,680**. Of these funds, \$3,218,987 was spent representing a 17% (\$660,096) reduction in expenditures when compared to 2009-2010. The breakdown of expenses is as follows:

- 63% (\$2.03M) was spent on activities of parliamentary associations in Canada and abroad (ex; transportation, accommodation, hospitality), a reduction of over \$520K (21%) compared to 2009-2010
- 37% (\$1.19M) was spent on international contributions, a reduction of over \$130K (10%) compared to 2009-2010

Geographically, expenditures break down as follows:

- 53% (**\$1.7M**) for Global;
- 19% (**\$613K**) Europe;
- 12% (**\$382K**) Asia;
- 10% (**\$310K**) Americas;
- 6% (**\$198K**) Africa.

## 2010-2011 Association Expenditures ('\$000)



(Graph 2)

The table below outline parliamentary association activities and expenditures over the last five years by geographic region.

Type	Expenditures				
	2006-2007	2007-2008	2008-2009	2009-2010	2010-2011
	\$	\$	\$	\$	\$
<b>Global</b>	1,717,861	1,907,834	2,096,094	2,016,958	1,715,223
<b>Europe</b>	685,436	881,306	783,677	724,780	613,428
<b>Americas</b>	346,415	401,789	380,404	526,441	310,000
<b>Asia</b>	448,409	295,796	337,986	414,495	382,096
<b>Africa</b>	131,532	84,859	212,015	196,409	198,240
<b>Total</b>	<b>3,329,653</b>	<b>3,571,584</b>	<b>3,810,176*</b>	<b>3,879,083*</b>	<b>3,218,987</b>

(Table 11)

\* Please note that for ease of comparing association activity figures from different years we have excluded the amounts provided from the JIC funding envelope for parliamentary conferences, as these do not occur every year and, while always approved by the JIC and both boards, they are not always funded through the funds allocated to the JIC. The following conference expenses were paid for through the JIC:

- Fiscal year 2008-2009: September 2008, \$100K for the Fall Meeting of the Parliamentary Association for the Organization for Security and Cooperation in Europe (OSCE PA) hosted in Toronto.
- Fiscal year 2009-2010: September 2009, \$157K for the FIPA Sixth Plenary Conference hosted in Ottawa

## DETAILED ASSOCIATION EXPENDITURE REPORT (2010-2011)

The following tables provide a detailed account of each Association's budget and actual expenditures according to eight standard categories.

Association	Transportation	Accommodation	Per Diems	Miscellaneous	Hospitality	Official Gifts	International Contributions	Revenues	Grand Total
<b>Global</b>									
APF	100,055	19,843	9,871	7,285	5,098	501	114,025	-1,525	255,155
CPA	40,684	22,930	9,928	4,859	26,965	2,310	152,295	-3,525	256,447
IPU	108,167	37,743	19,104	277	1,517	128	402,636	-2,500	567,074
NATO PA	274,236	40,516	24,930	2,156	1,029	457	295,726	-2,500	636,549
<b>Global Total</b>	<b>523,142</b>	<b>121,032</b>	<b>63,833</b>	<b>14,577</b>	<b>34,609</b>	<b>3,396</b>	<b>964,682</b>	<b>-10,050</b>	<b>1,715,225</b>
<b>Africa</b>									
Cda-Africa	149,113	19,702	7,837	3,545	16,056	4,362		-2,375	198,240
<b>Africa Total</b>	<b>149,113</b>	<b>19,702</b>	<b>7,837</b>	<b>3,545</b>	<b>16,056</b>	<b>4,362</b>		<b>-2,375</b>	<b>198,240</b>
<b>Asia</b>									
Cda-China	141,690	40,398	11,600	2,433	34,324	3,970		-2,800	231,615
Cda-Japan	79,050	22,126	4,241	14,047	30,223	3,544		-2,750	150,481
<b>Asia Total</b>	<b>220,740</b>	<b>62,524</b>	<b>15,841</b>	<b>16,480</b>	<b>64,547</b>	<b>7,514</b>		<b>-5,550</b>	<b>382,096</b>
<b>Europe</b>									
Cda-Europe	103,930	28,927	12,778	4,096	11,437			-4,500	156,667
Cda-France	10,325	22,549	2,813	2,024	25,880	2,975		-2,300	64,266
Cda-UK	35,436	1,610	2,101	11	578	345		-2,650	37,431
OSCE	100,923	21,339	14,280	152	6,435		211,934		355,063
<b>Europe Total</b>	<b>250,614</b>	<b>74,425</b>	<b>31,972</b>	<b>6,283</b>	<b>44,330</b>	<b>3,320</b>	<b>211,934</b>	<b>-9,450</b>	<b>613,427</b>
<b>Americas</b>									
Cda-US	76,792	65,507	23,323	38,938	8,226			-4,650	208,135
FIPA	68,685	11,916	5,567	534	1,740	1,071	14,877	-2,525	101,864
<b>Americas Total</b>	<b>145,477</b>	<b>77,423</b>	<b>28,890</b>	<b>39,472</b>	<b>9,966</b>	<b>1,071</b>	<b>14,877</b>	<b>-7,175</b>	<b>309,999</b>
<b>Grand Total</b>	<b>1,289,087</b>	<b>355,106</b>	<b>148,373</b>	<b>80,358</b>	<b>169,507</b>	<b>19,662</b>	<b>1,191,494</b>	<b>-34,600</b>	<b>3,218,987</b>

Expenditures have decreased by 17% (\$660K) compared to 2009-2010 which is mostly attributable to a decrease in the travel costs associated with association activities.

There were 18 fewer meetings outside Canada and 49 fewer participants (mostly staff) in 2010-2011 compared to 2009-2010. On the flip side, an increase of 20 activities within Canada, 11 in Ottawa alone, is observed in 2010-2011. As a result, travel and accommodation costs were reduced by over \$400K in 2010-2011 compared to 2009-2010.